

DESIGN

DURABLE

SUSTAINABLE

BOBRICK

BUILDING VALUE SINCE 1906

TrimLine™ Series





TrimLineSeries™ offers a sleek, minimalist design manufactured with satin-finish Type 304 stainless steel. This range of models features 90-degree angles on all exterior and interior corners and openings. Doors have 90-degree returns to conceal flanges for additional design simplicity.





B-306
Recessed Soap Dispenser

Satin-finish stainless steel. Enclosed plastic soap vessel on back of door. Swings open for easy filling. Full-length hinge and key lock secure door to cabinet. Capacity: 1.3 L. *See image on page 2.*



B-26607
Surface-Mounted Liquid Soap Dispenser

Satin-finish stainless steel. Accepts liquid soap cartridges or bulk-fill soaps. Push activated with less than 22.2 N. Capacity: 500 ml. *See image on page 6.*

B-26617 Similar to B-26607, but with 1 L capacity. *See image on page 10.*



B-26627
Surface-Mounted Foam Dispenser

Satin-finish stainless steel. Accepts foam soap cartridges or bulk-fill soaps. Push activated with less than 22.2 N. Capacity: 500 ml. *See image on page 6.*

B-26637 Similar to B-26627, but with 1 L capacity. *See image on page 10.*



B-2012
Automatic Wall-Mounted Soap Dispenser

Satin-finish stainless steel. No-touch sensor-activation. Dispenses hand sanitisers and surgical soaps. Capacity: 850 ml.

B-2013 Similar to B-2012, but dispenses foam.



B-38030
**Recessed Paper Towel
Dispenser/Automatic Hand
Dryer/Waste Bin**

Space-saving 100 mm cabinet depth. Dispenses 600 multi-fold or 450 C-fold paper towels. Built-in TowelMate®. Leak-proof waste bin has 13.7 L capacity. Low 900 W power usage. 240V hand dryer cULus Listed, VDE approved, CE marked, AS/NZS 60335.2.23:2004 compliant. See image on page 2.



B-38033
**Recessed Paper Towel
Dispenser/Automatic Hand
Dryer/Waste Bin**

Satin-finish stainless steel. Dispenses 450 C-fold, 600 multifold or 850 single-fold towels. Removable leak-proof, 12.5 L waste container. 240V hand dryer VDE approved and CE marked.



815969
**Recessed Paper Towel
Dispenser/Automatic Hand
Dryer/Waste Bin**

Satin-finish stainless steel. Dispenses 450 C-fold, 600 multifold or 850 single-fold towels. Removable leak-proof, 12.5 L waste container. 240V hand dryer VDE approved and CE marked.



B-36903
**Recessed Paper Towel
Dispenser/Waste Bin**

Satin-finish stainless steel. Dispenses 300 C-fold or 400 multifold towels. Removable, leak-proof, 6.1 L waste container. Cabinet does not lock.

Optional 369-130 TowelMate Accessory available.



B-3803
Recessed Paper Towel Dispenser/Waste Bin

Satin-finish stainless steel. Dispenses 600 C-fold, 800 multifold or 1100 single-fold towels. Removable, leak-proof, 23.8 L waste container.

Optional 3803-130 TowelMate Accessory available.

B-38034 Similar to B-3803, but only dispenses C-fold and multifold towels. Waste capacity: 14.4 L.

Optional 3944-130 TowelMate Accessory available.



B-38032
Semi-Recessed Paper Towel Dispenser/Waste Bin

Satin-finish stainless steel. 51 mm stainless steel skirt for semi-recessing. Dispenses 600 C-fold, 800 multifold or 1100 single-fold towels. Removable, leak-proof, 23.8 L waste container.

Optional 3803-130 TowelMate Accessory available.



B-380349
Surface-Mounted Paper Towel Dispenser/Waste Bin

Satin-finish stainless steel. Dispenses 600 C-fold or 800 multifold. Removable, leak-proof, 14.4 L waste container.

Optional 3944-130 TowelMate Accessory available.



B-39003
Recessed Paper Towel Dispenser/Waste Bin

Satin-finish stainless steel. Dispenses 600 C-fold, 800 multifold or 1100 single-fold towels. Removable, leak-proof, 45.4 L waste container.

Optional 39003-130 TowelMate Accessory available.

PAPER TOWEL DISPENSERS



B-35903 **Recessed Paper Towel Dispenser**

Satin-finish stainless steel. Dispenses 300 C-fold or 400 multifold towels. Door has full-length piano hinge. Cabinet does not lock.

Optional 369-130 TowelMate Accessory available.



B-359033 **Recessed Paper Towel Dispenser**

Satin-finish stainless steel. Dispenses 300 C-fold or 400 multifold towels. Door has key lock and full-length piano hinge. *See image on page 8.*

Optional 369-130 TowelMate Accessory available.



B-359039

Surface-Mounted Paper Towel Dispenser

Satin-finish stainless steel. Dispenses 300 C-fold or 400 multifold towels. Door has key lock and full-length piano hinge. *See image on page 6.*

Optional 369-130 TowelMate Accessory available.



B-318

Concealed Paper Towel Dispenser

Satin-finish stainless steel. Dispenses 600 C-fold or 800 multifold towels. Towels load into bottom of cabinet concealed behind wall or mirror; only the towel tray is visible.



B-526

Countertop-Mounted Paper Towel Dispenser

Satin-finish stainless steel. Flange has 90° return. Towels load into top of dispenser. Dispenses 300 C-fold or multifold towels. Housing below countertop to conceal dispenser is not included.

PART NUMBER	MODELS
369-130	B-35903, B-359033, B-359039, B-36903
3803-130	B-3803, B-38032
39003-130	B-39003
3944-130	B-38034, B-380349

TowelMate® Accessory

Optional TowelMate Accessory reduces towel usage up to 20% by dispensing one towel at a time. Eliminates the dispensing of handfuls of towels with the “perfect pull rod” separating and dispensing individual C- or multifold towels. Patented TowelMate installs in existing cabinets without tools and fits the following Bobrick TrimLineSeries dispensers and similar models from other manufacturers.



B-35633
Recessed Waste Bin with Disposal Door

Satin-finish stainless steel. 1.2 mm (18 gauge) door with full-length piano-hinge, cable door-swing limiter and equipped with a tumbler lock. Removable stainless steel waste container. 11.3 L capacity. *See image on page 8.*



B-35643
Recessed Waste Bin

Satin-finish stainless steel. 1.2 mm (18 gauge) door with full-length piano-hinge, cable door-swing limiter and equipped with a tumbler lock. Removable, leak-proof plastic waste container. 45.4 L capacity.



B-35639

Surface-Mounted Waste Bin with Disposal Door

Satin-finish stainless steel. 1.2 mm (18 gauge) door with full-length piano-hinge, cable door-swing limiter and equipped with a tumbler lock. Removable stainless steel waste container. 11.3 L capacity. See *image on page 6*.



B-35649

Surface-Mounted Waste Bin

Satin-finish stainless steel. 1.2 mm (18 gauge) door with full-length piano-hinge, cable door-swing limiter and equipped with a tumbler lock. Removable, leak-proof plastic waste container. 45.4 L capacity.



B-527

Countertop-Mounted Waste-Disposal Door

Satin-finish stainless steel. Door is self-closing. Flange has 90° return. Waste bin and housing below counter to conceal bin are not included.



B-532

Countertop-Mounted Circular Waste Chute

Satin-finish stainless steel. Flat flange suitable for counter, recessed, or under-counter installation. Waste bin and housing below counter to conceal bin are not included.



B-3725
Recessed Hand Dryer

150 mm deep drying alcove with ceramic water absorbent surface to capture and evaporate water. Only protrudes 50 mm from wall face. Heavy 1.2 mm (18 gauge), Type 304 satin-finish stainless steel cover. 70 dBA sound level. Low 1000W power usage. 115V cULus Listed. 240V cULus Listed and CE marked. *See image on page 10.*



B-7125
InstaDry™ Surface-Mounted Hand Dryer

100 mm depth. Durable, 1.2 mm (18-gauge), Type 304 satin-finish stainless steel cover. Sustainable 200 W power rated. 12 second hand dry time. Universal voltage hand dryer cULus Listed and CE marked.



B-7128
TrimDry™ Surface-Mounted Hand Dryer

Part of the QuietDry™ Series at a mere 71 dBA sound level. 100 mm depth. Durable, 0.9 mm (22-gauge), Type 304 satin-finish stainless steel cover with black plastic trim. 115V hand dryer cULus Listed. 240V hand dryer cULus Listed, VDE approved and CE marked.

B-7120 Similar to B-7128, but with white epoxy-painted cover.



B-35883

Recessed Multi-Roll Toilet Tissue Dispenser

Satin-finish stainless steel. Spindle is vandal-resistant 25 mm diameter stainless steel tubing, holds two rolls. Equipped with tumbler lock. *See image on page 12.*



B-3588

Surface-Mounted Multi-Roll Toilet Tissue Dispenser

Satin-finish stainless steel. Spindle is vandal-resistant 25 mm diameter stainless steel tubing, holds two rolls. Equipped with tumbler lock. *See image on page 11.*

SEAT COVER DISPENSER



B-3013

Recessed Seat-Cover Dispenser

Satin-finish stainless steel. Dispenses 500 toilet seat covers. *See image on page 12.*



B-3513

Recessed Sanitary Waste Bin

Satin-finish stainless steel unit with removable waste container. Door secures to cabinet with a magnet catch and cable door-swing limiter. Capacity: 2.3 L.



B-35139

Surface-Mounted Sanitary Waste Bin

Satin-finish stainless steel unit with removable waste container. Door secures to cabinet with a magnet catch and cable door-swing limiter. Capacity: 2.3 L. *See image on page 11.*



B-35303

Recessed Sanitary Waste Bin

Satin-finish stainless steel. Self-closing panel covers disposal opening. Removable, leak-proof, 4.5 L plastic container. *See image on page 12.*



B-3541

Surface-Mounted Sanitary Disposal Bag Dispenser

Satin-finish stainless steel. Concealed wall plate 0.8 mm (22-gauge) Type 304 stainless steel. Holds one pack of 25 two-ply plastic bags. *See image on page 11.*

CUBICLE COLLECTION



This suite of products adds convenience and style to any washroom or toilet cubicle. Featuring contemporary styling, the models share common elements such as coordinated threaded escutcheons and post diameters.



B-541 **Surface-Mounted Spare Toilet Roll Holder**

Satin-finish stainless steel. Threaded flange conceals mounting plate, provides snug fit to the wall. Vertical post accommodates one roll. *See image on page 14.*

B-5416 Similar to B-541, but with bright-polished finish.



B-542 **Surface-Mounted Coat Hook**

Satin-finish stainless steel. Threaded flange conceals mounting plate, provides snug fit to the wall. Flange has 50 mm diameter.

B-5426 Similar to B-542, but with bright-polished finish.



B-543 **Surface-Mounted Toilet Tissue Dispenser**

Satin-finish stainless steel. Holds single toilet tissue roll. Threaded flange conceals mounting plate, provides snug fit to the wall.

B-5436 Similar to B-543, but with bright-polished finish.



B-544 **Surface-Mounted Toilet Brush Holder**

Heavy-duty satin-finish stainless steel. Vandal-resistant wall-mounting bracket. Stainless steel handle with nylon brush head. Water reservoir included. *See image on page 11 and 14.*

B-5446 Similar to B-544, but with bright-polished finish.



KB110-SSRE-INB

Recessed Horizontal Baby Changing Station

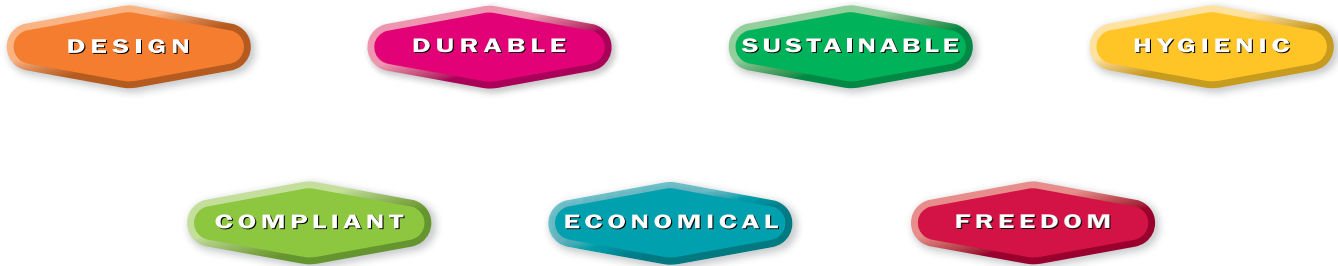
Satin-finish stainless steel exterior with grey polyethylene interior. Smooth, concave changing bed with safety straps, liner dispenser, bag hooks and moulded instructions.



KB111-SSRE-INB



Recessed Vertical Baby Changing Station

Satin-finish stainless steel exterior with grey polyethylene interior. Smooth, concave changing bed with safety straps, liner dispenser, bag hooks and moulded instructions.



BUILDING VALUE SINCE 1906

Bobrick International Bobrick.co.uk Bobrick.la Bobrick.de Bobrick.com

		
Europe	+44 (0) 20 8366 1771	euoffice@bobrick.com
UK	+44 (0) 20 8366 1771	info@bobrick.co.uk
Germany	0800.79.00.456	info@bobrick.de
Spain	+34 609 791 484	euoffice@bobrick.com
Latin America	+1.954.755.8934	info@bobrick.la
Middle East	+971 (50) 1747386	infomea@bobrick.com
Australia	1800.353158	international@bobrick.com
Asia	+65 9615 7964	infomea@bobrick.com
Global HQ	+1.818.764.1000	international@bobrick.com