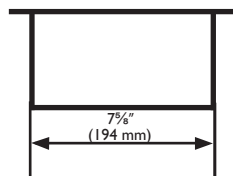
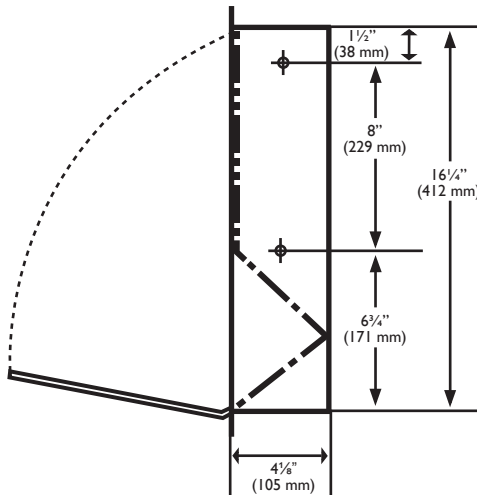
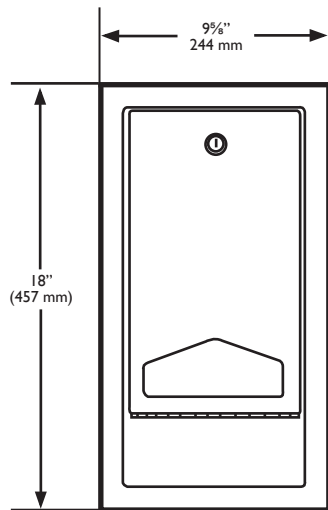


# KOALA KARE PRODUCTS

## KB134-SSLD STAINLESS STEEL RECESSED BED LINER DISPENSER



**Rough Opening**  
**16 1/2" (419 mm) High**  
**8 3/8" (213 mm) Wide**  
**4 1/8" (105 mm) Deep**



**MATERIALS:**

Type 304 brushed stainless steel finish.

**OPERATION:**

This unit can be used with any Koala Changing Station or in restrooms that require a high volume of liners. The dispenser holds approximately 100 sanitary liners.

**SPECIFICATION:**

Sanitary Liner Dispenser shall be durable type 304 brushed stainless steel finish. Unit shall have a 100-sanitary liner capacity. Unit shall be backed by manufacturer's 5-year limited warranty on materials and workmanship. Unit shall be manufactured in the U.S.A.

**INSTALLATION:**

To ensure proper installation and compliance to building codes, it is recommended that a qualified person or carpenter perform the installation of the unit.

Drilling holes and mounting the station:

1. Remove the Dispenser from the shipping container and check for any freight damage. Identify the best location for installing the Dispenser. Hold the unit in place, open it, and make sure that there is adequate operating clearance.
2. Select the wall area where the Dispenser will be installed. Measure from the floor, at the center of the stud, and mark the wall for the appropriate height. Hold the unit in place to verify alignment. Cut a hole in the wall (Rough Opening 16½" (419 mm) high x 8⅜" (213 mm) wide and 4⅛" (102 mm) deep and construct mounting frame. If the wall surface is masonry or tile over wood studs, use caution when cutting the hole for the unit.
3. The unit will be mounted using the proper hardware (not supplied) through the sides of the unit.
4. Place the unit into the recessed area and insert the screws to hold the Dispenser in place. It may be necessary to adjust the unit to square by using a shim on the top right or left side of the unit before tightening securely to the wall.

*The illustrations and descriptions herein are applicable to production as of the date of this Technical Data Sheet. The manufacturer reserves the right to, and does from time to time, make changes and improvements in designs and dimensions without notice.*

