

General description of the Bluetooth (BT) technology incorporated into the ffuuss™ Handryer2

.handryer2

The Bluetooth device is used to learn about the status of the **ffuuss™** Handryer.

Distributors can obtain information of the unit by using an APP, developed exclusively to this end (*the APP functions with devices incorporating Bluetooth version 4.0 or higher*).

All operational and performance information of the **ffuuss™** Handryer2, can be obtained by this means.

BT Activation sequence:

To activate the **ffuuss™** Handryer2's Bluetooth device, the handryer has to be activated 5 times in less than 15 seconds. Once these 5 activations are done, the white LED lights will flash twice to inform that the Bluetooth device is active.

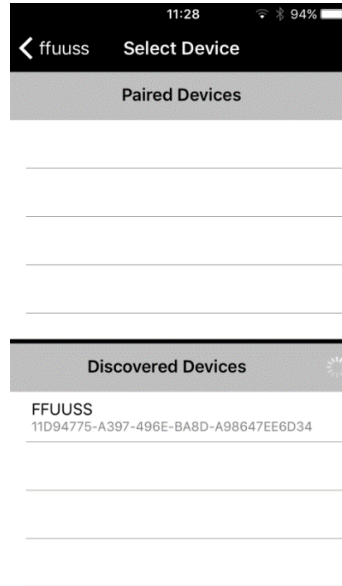
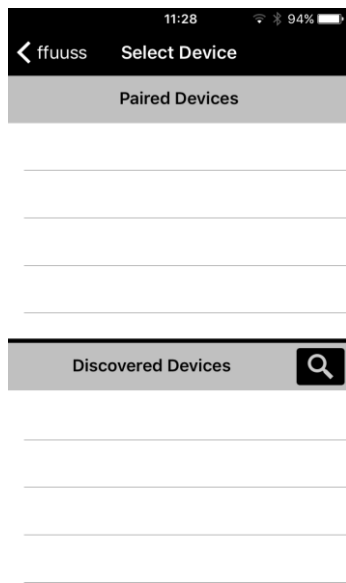
From that moment the **ffuuss™** Handryer2 will remain active during 1 minute to allow connection to another BT device.

To connect by means of the APP, the following steps are to be followed:

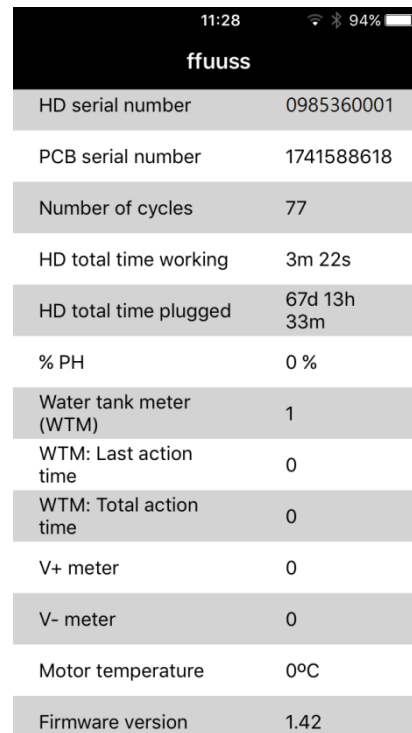
1. Enter the **ffuuss™** APP and select "CONNECT"



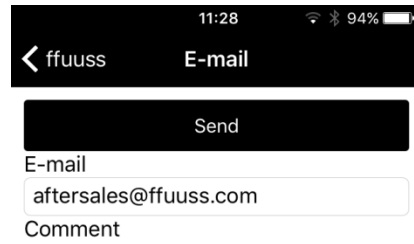
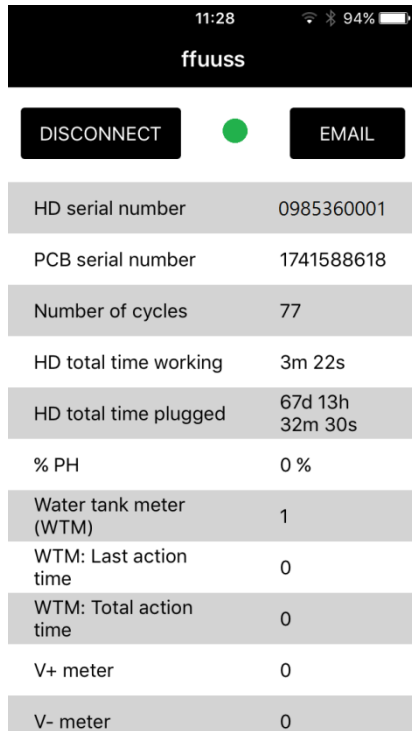
2. In the following screen, search for the "FFUUSS" device with the "magnifying glass" icon until found in the listed devices, and select it.



3. Once the **ffuuss™** Handryer2 is paired with the APP, all operational data will be downloaded for inspection.



4. If the information is required to be extracted from the unit and sent, the option “EMAIL” will have to be chosen, an email address and relevant comments introduced, and the “SEND” option pressed to finalize the transferal of the statistics.



- To disconnect the unit from the BT device the option “DISCONNECT” will be chosen.

